SECOND STORY ADDITION

79 FITCHBURG STREET, BAY SHORE, NY, 11706, 631-921-1284

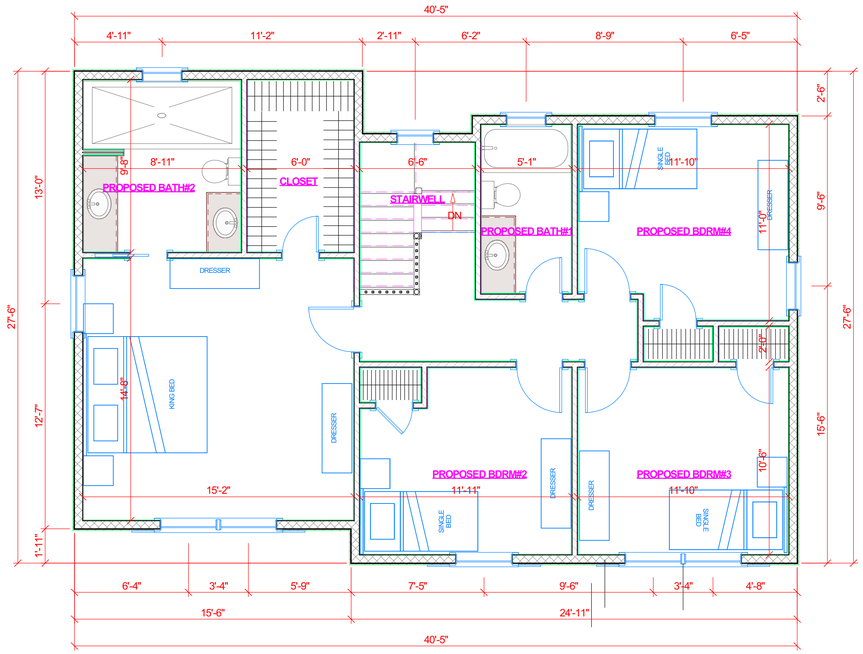

SECOND FLOOR DESIGN PLAN

SCALE: 1/4" = 1'-0"

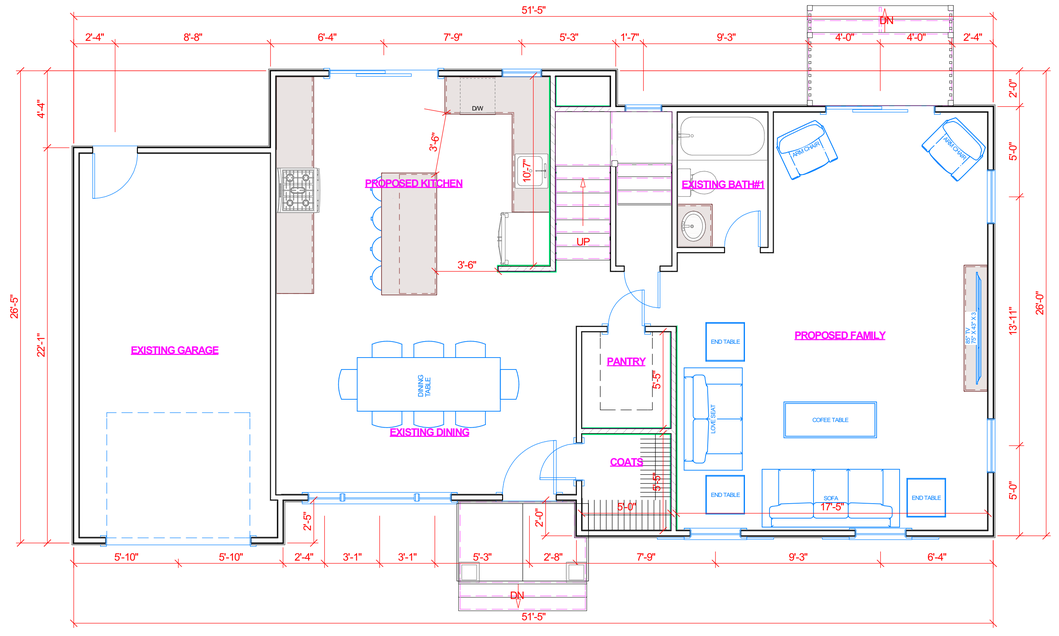

FIRST FLOOR DESIGN PLAN

SCALE: 1/4" = 1'-0"

Copyright of Architectural Drawings- These plans are protected by federal law and are subject to copyright protection as an "architectural work" under section 102 of the copyright act, 17 U.S.A. as amended December 1990 and known as Architectural Works Copyright Protection Act of 1990. These drawings are provided as an instrument for construction for the construction project at the address shown on the title block of the drawings and they may not be used for any project other than that listed at the address shown on the title block without the written consent and compensation of the architect. This protection includes but is not limited to the overall form as well as the arrangement and composition of spaces and elements of the designs. Under such protection, unauthorized use of these plans, work or home represented, can legally result in the cessation of construction or buildings being seized and/or monetary compensation to Edward Koenig.

SHEET INDEX

NO.	TITLE
A-1	DESIGN#1 PLANS
A-2	DESIGN#1 RENDERINGS
A-3	DESIGN #2 PLANS
A-4	DESIGN #2 RENDERINGS
A-5	DESIGN#3 PLANS
A-6	DESIGN#3 RENDERINGS
A-7	DESIGN#4 PLANS
A-8	DESIGN#4 RENDERINGS
A-9	DESIGN#5 - PLANS
A-10	DESIGN#5 - RENDERINGS
A-11	DESIGN#1 ELEVATIONS
A-12	INTERIOR ELEVATIONS - PERSPECTIVES - RENDERINGS
A-13	CODE SHEET
A-14	SPECIFICATIONS
A-15	DESIGN#2 ELEVATIONS
A-16	LEGENDS & PLUMBING RISER DIAGRAMS
A-17	THERMAL PLANS
A-18	DEMOLITION PLANS
A-19	DEMOLITION PLANS
A-20	DEMOLITION PLANS
A-21	FOUNDATION PLAN
A-22	FIRST FLOOR CONSTRUCTION PLAN
A-23	SECOND FLOOR CONSTRUCTION PLAN
A-24	ROOF PLAN
A-25	ELECTRICAL PLANS
A-26	ELECTRICAL PLANS
A-27	ELECTRICAL PLANS
A-28	ELEVATIONS
A-29	ELEVATIONS
A-30	SECTIONS
A-31	SECTIONS
A-32	SCHEDULES
A-33	DETAILS
A-34	DETAILS
A-35	DETAILS
A-36	DETAILS
A-37	AIR SEAL DETAILS
A-38	MATERIAL TAKE OFFS

NO.	DESCRIPTION	DATE
1	ISSUED FOR DESIGN APPROVAL	XXXXX

CAD File Name: ELIOPOULOS DESIGN 1.layout

Architect's Seal

EDWARD KOENIG ARCHITECT

www.EDWARDKOENIG.COM

Architecture Firm:

EDWARD KOENIG - ARCHITECT

415 LAKE AVENUE SOUTH
NESCONSET, NY 11767-1848
631-948-7030 (cell & text)
Website: www.EDWARDKOENIG.com
Email: EDKOENIG49@gmail.com

Project Title:

SECOND STORY ADDITION

JOSEPH & CAITLIN ELIOPOULOS
79 FITCHBURG STREET
BAY SHORE, NY 11706
631-921-1284

DISTRICT 500 - SECTION 293 - BLOCK 1 - LOT 6

Sheet Title

DESIGN#1 PLANS

Drawing No.

A-1

SECOND STORY ADDITION

79 FITCHBURG STREET, BAY SHORE, NY, 11706, 631-921-1284



FRONT DESIGN ELEVATION

SCALE: 1/4" = 1'-0"

Copyright of Architectural Drawings- These plans are protected by federal law and are subject to copyright protection as an "architectural work" under section 102 of the copyright act, 17 U.S.A. as amended December 1990 and known as Architectural Works Copyright Protection Act of 1990. These drawings are provided as an instrument for construction for the construction project at the address shown on the title block of the drawings and they may not be used for any project other than that listed at the address shown on the title block without the written consent and compensation of the architect. This protection includes but is not limited to the overall form as well as the arrangement and composition of spaces and elements of the designs. Under such protection, unauthorized use of these plans, work or home represented, can legally result in the cessation of construction or buildings being seized and/or monetary compensation to Edward Koenig.

SHEET INDEX

NO.	TITLE
A-1	DESIGN#1 PLANS
A-2	DESIGN#1 RENDERINGS
A-3	DESIGN #2 PLANS
A-4	DESIGN #2 RENDERINGS
A-5	DESIGN#3 PLANS
A-6	DESIGN#3 RENDERINGS
A-7	DESIGN#4 PLANS
A-8	DESIGN#4 RENDERINGS
A-9	DESIGN#5 - PLANS
A-10	DESIGN#5 - RENDERINGS
A-11	DESIGN#1 ELEVATIONS
A-12	INTERIOR ELEVATIONS - PERSPECTIVES - RENDERINGS
A-13	CODE SHEET
A-14	SPECIFICATIONS
A-15	DESIGN#2 ELEVATIONS
A-16	LEGENDS & PLUMBING RISER DIAGRAMS
A-17	THERMAL PLANS
A-18	DEMOLITION PLANS
A-19	DEMOLITION PLANS
A-20	DEMOLITION PLANS
A-21	FOUNDATION PLAN
A-22	FIRST FLOOR CONSTRUCTION PLAN
A-23	SECOND FLOOR CONSTRUCTION PLAN
A-24	ROOF PLAN
A-25	ELECTRICAL PLANS
A-26	ELECTRICAL PLANS
A-27	DESCRIPTION
A-28	ELEVATIONS
A-29	ELEVATIONS
A-30	SECTIONS
A-31	SECTIONS
A-32	SCHEDULES
A-33	DETAILS
A-34	DETAILS
A-35	DETAILS
A-36	DETAILS
A-37	AIR SEAL DETAILS
A-38	MATERIAL TAKE OFFS

	DATE
ISSUED FOR DESIGN APPROVAL	XXXXX

CAD File Name: ELIOPOULOS DESIGN 1.layout

Architect's Seal

EDWARD KOENIG ARCHITECT

www.EDWARDKOENIG.COM

Architecture Firm:

EDWARD KOENIG - ARCHITECT

415 LAKE AVENUE SOUTH
NESCONSET, NY 11767-1848
631-948-7030 (cell & text)
Website: www.EDWARDKOENIG.com
Email: EDKOENIG49@gmail.com

Project Title:

SECOND STORY ADDITION

JOSEPH & CAITLIN ELIOPOULOS
79 FITCHBURG STREET
BAY SHORE, NY 11706
631-921-1284

DISTRICT 500 - SECTION 293 - BLOCK 1 - LOT 6

Sheet Title

DESIGN#1 RENDERINGS

Drawing No.

A-2

OF 38 SHEETS

SECOND STORY ADDITION

79 FITCHBURG STREET, BAY SHORE, NY, 11706, 631-921-1284

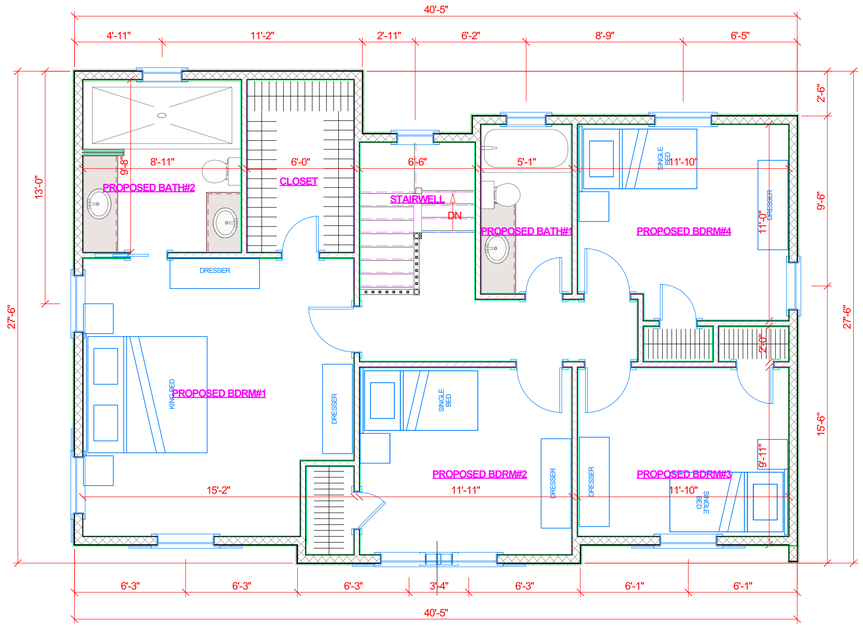

SECOND FLOOR DESIGN PLAN

SCALE: 1/4" = 1'-0"

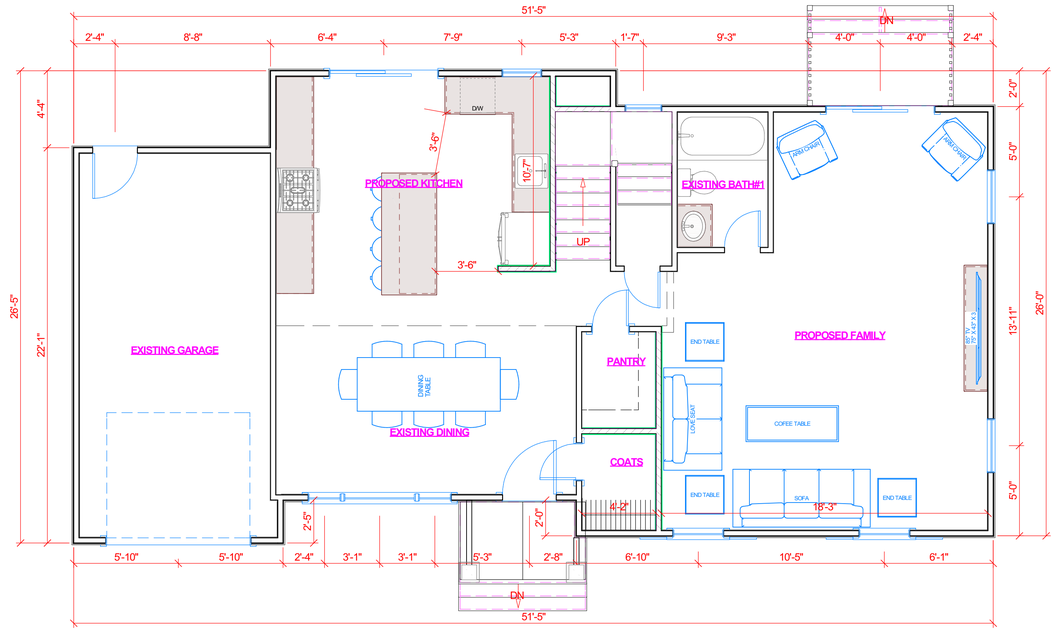

FIRST FLOOR DESIGN PLAN

SCALE: 1/4" = 1'-0"

Copyright of Architectural Drawings- These plans are protected by federal law and are subject to copyright protection as an "architectural work" under section 102 of the copyright act, 17 U.S.A. as amended December 1990 and known as Architectural Works Copyright Protection Act of 1990. These drawings are provided as an instrument for construction for the construction project at the address shown on the title block of the drawings and they may not be used for any project other than that listed at the address shown on the title block without the written consent and compensation of the architect. This protection includes but is not limited to the overall form as well as the arrangement and composition of spaces and elements of the designs. Under such protection, unauthorized use of these plans, work or home represented, can legally result in the cessation of construction or buildings being seized and/or monetary compensation to Edward Koenig.

SHEET INDEX

NO.	TITLE
A-1	DESIGN#1 PLANS
A-2	DESIGN#1 RENDERINGS
A-3	DESIGN #2 PLANS
A-4	DESIGN #2 RENDERINGS
A-5	DESIGN#3 PLANS
A-6	DESIGN#3 RENDERINGS
A-7	DESIGN#4 PLANS
A-8	DESIGN#4 RENDERINGS
A-9	DESIGN#5 - PLANS
A-10	DESIGN#5 - RENDERINGS
A-11	DESIGN#1 ELEVATIONS
A-12	INTERIOR ELEVATIONS - PERSPECTIVES - RENDERINGS
A-13	CODE SHEET
A-14	SPECIFICATIONS
A-15	DESIGN#2 ELEVATIONS
A-16	LEGENDS & PLUMBING RISER DIAGRAMS
A-17	THERMAL PLANS
A-18	DEMOLITION PLANS
A-19	DEMOLITION PLANS
A-20	DEMOLITION PLANS
A-21	FOUNDATION PLAN
A-22	FIRST FLOOR CONSTRUCTION PLAN
A-23	SECOND FLOOR CONSTRUCTION PLAN
A-24	ROOF PLAN
A-25	ELECTRICAL PLANS
A-26	ELECTRICAL PLANS
A-27	DESCRIPTION
A-28	ELEVATIONS
A-29	ELEVATIONS
A-30	SECTIONS
A-31	SECTIONS
A-32	SCHEDULES
A-33	DETAILS
A-34	DETAILS
A-35	DETAILS
A-36	DETAILS
A-37	AIR SEAL DETAILS
A-38	MATERIAL TAKE OFFS

NO.	DESCRIPTION	DATE
	ISSUED FOR DESIGN APPROVAL	XXXXX

CAD File Name: ELIOPOULOS DESIGN 1.layout

Architect's Seal

EDWARD KOENIG ARCHITECT

www.EDWARDKOENIG.COM

Architecture Firm:

EDWARD KOENIG - ARCHITECT

415 LAKE AVENUE SOUTH
NESCONSET, NY 11767-1848
631-948-7030 (cell & text)
Website: www.EDWARDKOENIG.com
Email: EDKOENIG49@gmail.com

Project Title:

SECOND STORY ADDITION

JOSEPH & CAITLIN ELIOPOULOS
79 FITCHBURG STREET
BAY SHORE, NY 11706
631-921-1284

DISTRICT 500 - SECTION 293 - BLOCK 1 - LOT 6

Sheet Title

DESIGN #2 PLANS

Drawing No.

A-3

OF 38 SHEETS

SECOND STORY ADDITION

79 FITCHBURG STREET, BAY SHORE, NY, 11706, 631-921-1284



FRONT DESIGN ELEVATION

SCALE: 1/4" = 1'-0"

Copyright of Architectural Drawings- These plans are protected by federal law and are subject to copyright protection as an "architectural work" under section 102 of the copyright act, 17 U.S.A. as amended December 1990 and known as Architectural Works Copyright Protection Act of 1990. These drawings are provided as an instrument for construction for the construction project at the address shown on the title block of the drawings and they may not be used for any project other than that listed at the address shown on the title block without the written consent and compensation of the architect. This protection includes but is not limited to the overall form as well as the arrangement and composition of spaces and elements of the designs. Under such protection, unauthorized use of these plans, work or home represented, can legally result in the cessation of construction or buildings being seized and/or monetary compensation to Edward Koenig.

SHEET INDEX

NO.	TITLE
A-1	DESIGN#1 PLANS
A-2	DESIGN#1 RENDERINGS
A-3	DESIGN #2 PLANS
A-4	DESIGN #2 RENDERINGS
A-5	DESIGN#3 PLANS
A-6	DESIGN#3 RENDERINGS
A-7	DESIGN#4 PLANS
A-8	DESIGN#4 RENDERINGS
A-9	DESIGN#5 - PLANS
A-10	DESIGN#5 - RENDERINGS
A-11	DESIGN#1 ELEVATIONS
A-12	INTERIOR ELEVATIONS - PERSPECTIVES - RENDERINGS
A-13	CODE SHEET
A-14	SPECIFICATIONS
A-15	DESIGN#2 ELEVATIONS
A-16	LEGENDS & PLUMBING RISER DIAGRAMS
A-17	THERMAL PLANS
A-18	DEMOLITION PLANS
A-19	DEMOLITION PLANS
A-20	DEMOLITION PLANS
A-21	FOUNDATION PLAN
A-22	FIRST FLOOR CONSTRUCTION PLAN
A-23	SECOND FLOOR CONSTRUCTION PLAN
A-24	ROOF PLAN
A-25	ELECTRICAL PLANS
A-26	ELECTRICAL PLANS
A-27	DESCRIPTION PLANS
A-28	ELEVATIONS
A-29	ELEVATIONS
A-30	SECTIONS
A-31	SECTIONS
A-32	SCHEDULES
A-33	DETAILS
A-34	DETAILS
A-35	DETAILS
A-36	DETAILS
A-37	AIR SEAL DETAILS
A-38	MATERIAL TAKE OFFS

NO.	DESCRIPTION	DATE
	ISSUED FOR DESIGN APPROVAL	XXXXX

CAD File Name: ELIOPOULOS DESIGN 1.layout

Architect's Seal

EDWARD KOENIG ARCHITECT

www.EDWARDKOENIG.COM

Architecture Firm:
EDWARD KOENIG - ARCHITECT
415 LAKE AVENUE SOUTH
NESCONSET, NY 11767-1848
631-948-7030 (cell & text)
Website: www.EDWARDKOENIG.com
Email: EDKOENIG49@gmail.com

Project Title:

SECOND STORY ADDITION

JOSEPH & CAITLIN ELIOPOULOS
79 FITCHBURG STREET
BAY SHORE, NY 11706
631-921-1284

DISTRICT 500 - SECTION 293 - BLOCK 1 - LOT 6

Sheet Title

DESIGN #2 RENDERINGS

Drawing No.

A-4

OF 38 SHEETS

SECOND STORY ADDITION

79 FITCHBURG STREET, BAY SHORE, NY, 11706, 631-921-1284

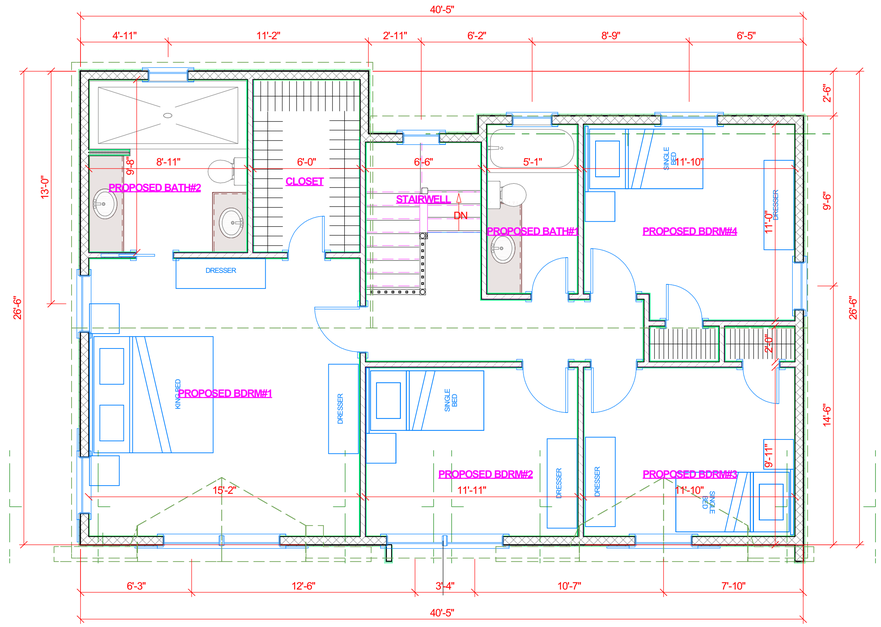

SECOND FLOOR DESIGN PLAN

SCALE: 1/4" = 1'-0"

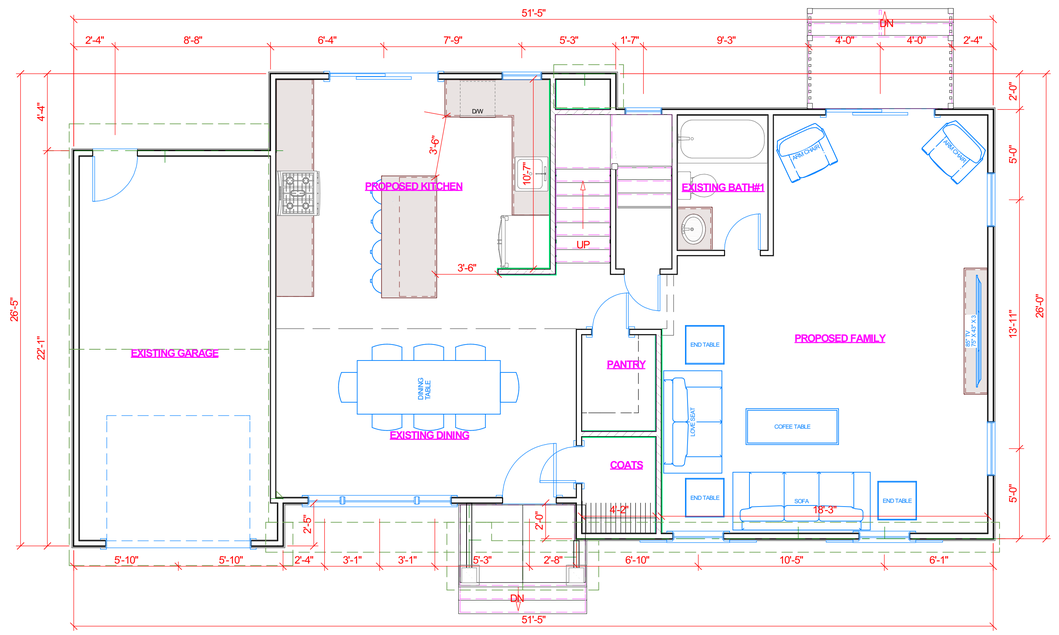

FIRST FLOOR DESIGN PLAN

SCALE: 1/4" = 1'-0"

Copyright of Architectural Drawings- These plans are protected by federal law and are subject to copyright protection as an "architectural work" under section 102 of the copyright act, 17 U.S.A. as amended December 1990 and known as Architectural Works Copyright Protection Act of 1990. These drawings are provided as an instrument for construction for the construction project at the address shown on the title block of the drawings and they may not be used for any project other than that listed at the address shown on the title block without the written consent and compensation of the architect. This protection includes but is not limited to the overall form as well as the arrangement and composition of spaces and elements of the designs. Under such protection, unauthorized use of these plans, work or home represented, can legally result in the cessation of construction or buildings being seized and/or monetary compensation to Edward Koenig.

SHEET INDEX

NO.	TITLE
A-1	DESIGN#1 PLANS
A-2	DESIGN#1 RENDERINGS
A-3	DESIGN #2 PLANS
A-4	DESIGN #2 RENDERINGS
A-5	DESIGN#3 PLANS
A-6	DESIGN#3 RENDERINGS
A-7	DESIGN#4 PLANS
A-8	DESIGN#4 RENDERINGS
A-9	DESIGN#5 - PLANS
A-10	DESIGN#5 - RENDERINGS
A-11	DESIGN#1 ELEVATIONS
A-12	INTERIOR ELEVATIONS - PERSPECTIVES - RENDERINGS
A-13	CODE SHEET
A-14	SPECIFICATIONS
A-15	DESIGN#2 ELEVATIONS
A-16	LEGENDS & PLUMBING RISER DIAGRAMS
A-17	THERMAL PLANS
A-18	DEMOLITION PLANS
A-19	DEMOLITION PLANS
A-20	DEMOLITION PLANS
A-21	FOUNDATION PLAN
A-22	FIRST FLOOR CONSTRUCTION PLAN
A-23	SECOND FLOOR CONSTRUCTION PLAN
A-24	ROOF PLAN
A-25	ELECTRICAL PLANS
A-26	ELECTRICAL PLANS
A-27	DESIGN#3 PLANS
A-28	ELEVATIONS
A-29	ELEVATIONS
A-30	SECTIONS
A-31	SECTIONS
A-32	SCHEDULES
A-33	DETAILS
A-34	DETAILS
A-35	DETAILS
A-36	DETAILS
A-37	AIR SEAL DETAILS
A-38	MATERIAL TAKE OFFS

NO.	DESCRIPTION	DATE
	ISSUED FOR DESIGN APPROVAL	XXXXX

CAD File Name: ELIOPOULOS DESIGN 1.layout

Architect's Seal

EDWARD KOENIG ARCHITECT

www.EDWARDKOENIG.COM

Architecture Firm:

EDWARD KOENIG - ARCHITECT

415 LAKE AVENUE SOUTH
NESCONSET, NY 11767-1848
631-948-7030 (cell & text)
Website: www.EDWARDKOENIG.com
Email: EDKOENIG49@gmail.com

Project Title:

SECOND STORY ADDITION

JOSEPH & CAITLIN ELIOPOULOS
79 FITCHBURG STREET
BAY SHORE, NY 11706
631-921-1284

DISTRICT 500 - SECTION 293 - BLOCK 1 - LOT 6

Sheet Title

DESIGN#3 PLANS

Drawing No.

A-5

OF 38 SHEETS

SECOND STORY ADDITION

79 FITCHBURG STREET, BAY SHORE, NY, 11706, 631-921-1284



FRONT DESIGN ELEVATION

SCALE: 1/4" = 1'-0"

Copyright of Architectural Drawings- These plans are protected by federal law and are subject to copyright protection as an "architectural work" under section 102 of the copyright act, 17 U.S.A. as amended December 1990 and known as Architectural Works Copyright Protection Act of 1990. These drawings are provided as an instrument for construction for the construction project at the address shown on the title block of the drawings and they may not be used for any project other than that listed at the address shown on the title block without the written consent and compensation of the architect. This protection includes but is not limited to the overall form as well as the arrangement and composition of spaces and elements of the designs. Under such protection, unauthorized use of these plans, work or home represented, can legally result in the cessation of construction or buildings being seized and/or monetary compensation to Edward Koenig.

SHEET INDEX

NO.	TITLE
A-1	DESIGN#1 PLANS
A-2	DESIGN#1 RENDERINGS
A-3	DESIGN #2 PLANS
A-4	DESIGN #2 RENDERINGS
A-5	DESIGN#3 PLANS
A-6	DESIGN#3 RENDERINGS
A-7	DESIGN#4 PLANS
A-8	DESIGN#4 RENDERINGS
A-9	DESIGN#5 - PLANS
A-10	DESIGN#5 - RENDERINGS
A-11	DESIGN#1 ELEVATIONS
A-12	INTERIOR ELEVATIONS - PERSPECTIVES - RENDERINGS
A-13	CODE SHEET
A-14	SPECIFICATIONS
A-15	DESIGN#2 ELEVATIONS
A-16	LEGENDS & PLUMBING RISER DIAGRAMS
A-17	THERMAL PLANS
A-18	DEMOLITION PLANS
A-19	DEMOLITION PLANS
A-20	DEMOLITION PLANS
A-21	FOUNDATION PLAN
A-22	FIRST FLOOR CONSTRUCTION PLAN
A-23	SECOND FLOOR CONSTRUCTION PLAN
A-24	ROOF PLAN
A-25	ELECTRICAL PLANS
A-26	ELECTRICAL PLANS
A-27	DESCRIPTION PLANS
A-28	ELEVATIONS
A-29	ELEVATIONS
A-30	SECTIONS
A-31	SECTIONS
A-32	SCHEDULES
A-33	DETAILS
A-34	DETAILS
A-35	DETAILS
A-36	DETAILS
A-37	AIR SEAL DETAILS
A-38	MATERIAL TAKE OFFS

NO.	DESCRIPTION	DATE
1	ISSUED FOR DESIGN APPROVAL	XXXXX

CAD File Name: ELIOPOULOS DESIGN 1.layout

Architect's Seal

EDWARD KOENIG ARCHITECT

www.EDWARDKOENIG.COM

Architecture Firm:

EDWARD KOENIG - ARCHITECT

415 LAKE AVENUE SOUTH
NESCONSET, NY 11767-1848
631-948-7030 (cell & text)
Website: www.EDWARDKOENIG.com
Email: EDKOENIG49@gmail.com

Project Title:

SECOND STORY ADDITION

JOSEPH & CAITLIN ELIOPOULOS
79 FITCHBURG STREET
BAY SHORE, NY 11706
631-921-1284

DISTRICT 500 - SECTION 293 - BLOCK 1 - LOT 6

Sheet Title

DESIGN#3 RENDERINGS

Drawing No.

A-6

OF 38 SHEETS

SECOND STORY ADDITION

79 FITCHBURG STREET, BAY SHORE, NY, 11706, 631-921-1284

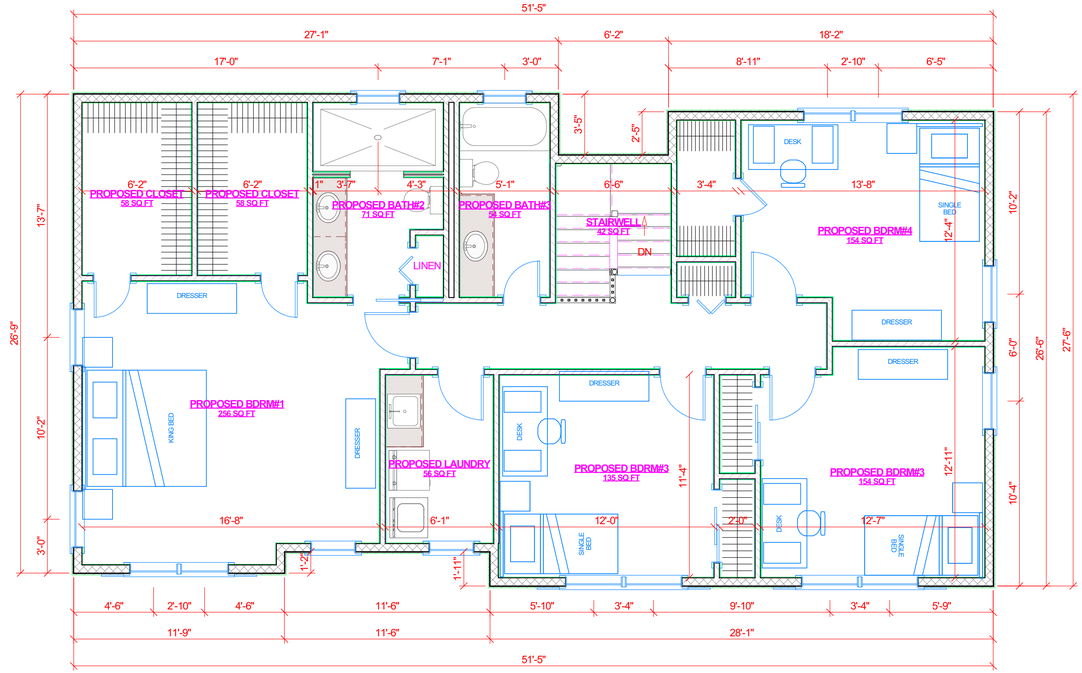

SECOND FLOOR DESIGN PLAN

SCALE: 1/4" = 1'-0"

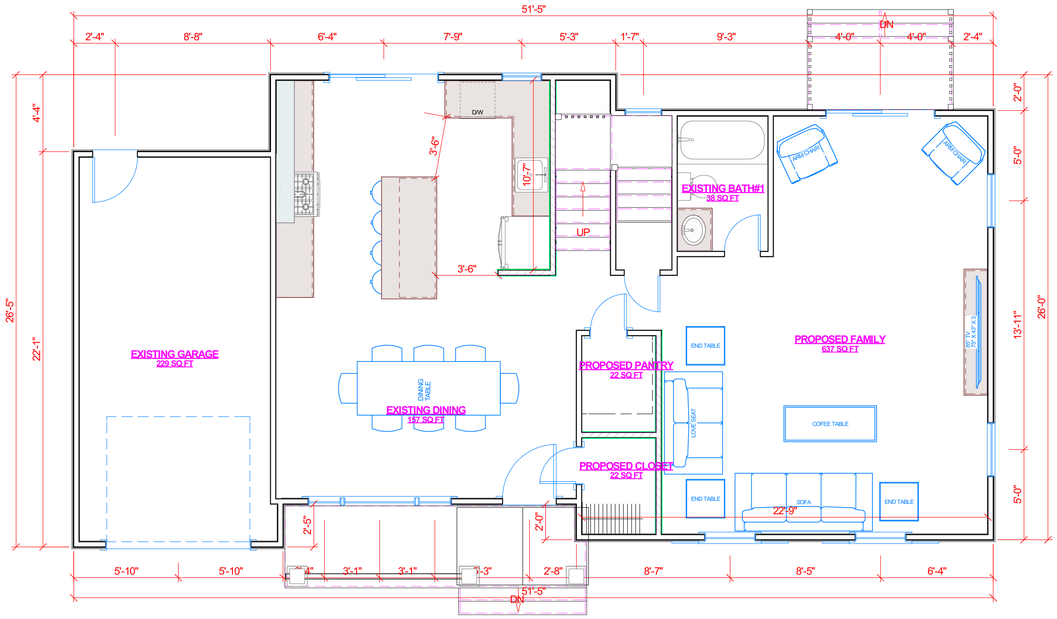

FIRST FLOOR DESIGN PLAN

SCALE: 1/4" = 1'-0"

Copyright of Architectural Drawings- These plans are protected by federal law and are subject to copyright protection as an "architectural work" under section 102 of the copyright act, 17 U.S.A. as amended December 1990 and known as Architectural Works Copyright Protection Act of 1990. These drawings are provided as an instrument for construction for the construction project at the address shown on the title block of the drawings and they may not be used for any project other than that listed at the address shown on the title block without the written consent and compensation of the architect. This protection includes but is not limited to the overall form as well as the arrangement and composition of spaces and elements of the designs. Under such protection, unauthorized use of these plans, work or home represented, can legally result in the cessation of construction or buildings being seized and/or monetary compensation to Edward Koenig.

SHEET INDEX

NO.	TITLE
A-1	DESIGN#1 PLANS
A-2	DESIGN#1 RENDERINGS
A-3	DESIGN #2 PLANS
A-4	DESIGN #2 RENDERINGS
A-5	DESIGN#3 PLANS
A-6	DESIGN#3 RENDERINGS
A-7	DESIGN#4 PLANS
A-8	DESIGN#4 RENDERINGS
A-9	DESIGN#5 - PLANS
A-10	DESIGN#5 - RENDERINGS
A-11	DESIGN#1 ELEVATIONS
A-12	INTERIOR ELEVATIONS - PERSPECTIVES - RENDERINGS
A-13	CODE SHEET
A-14	SPECIFICATIONS
A-15	DESIGN#2 ELEVATIONS
A-16	LEGENDS & PLUMBING RISER DIAGRAMS
A-17	THERMAL PLANS
A-18	DEMOLITION PLANS
A-19	DEMOLITION PLANS
A-20	DEMOLITION PLANS
A-21	FOUNDATION PLAN
A-22	FIRST FLOOR CONSTRUCTION PLAN
A-23	SECOND FLOOR CONSTRUCTION PLAN
A-24	ROOF PLAN
A-25	ELECTRICAL PLANS
A-26	ELECTRICAL PLANS
A-27	DESIGN#5 PLANS
A-28	ELEVATIONS
A-29	ELEVATIONS
A-30	SECTIONS
A-31	SECTIONS
A-32	SCHEDULES
A-33	DETAILS
A-34	DETAILS
A-35	DETAILS
A-36	DETAILS
A-37	AIR SEAL DETAILS
A-38	MATERIAL TAKE OFFS

DESCRIPTION	DATE
ISSUED FOR DESIGN APPROVAL	XXXXX

CAD File Name: ELIOPOULOS DESIGN 1.layout

Architect's Seal

EDWARD KOENIG ARCHITECT

www.EDWARDKOENIG.COM

Architecture Firm:

EDWARD KOENIG - ARCHITECT

415 LAKE AVENUE SOUTH
NESCONSET, NY 11767-1848
631-948-7030 (cell & text)
Website: www.EDWARDKOENIG.com
Email: EDKOENIG49@gmail.com

Project Title:

SECOND STORY ADDITION

JOSEPH & CAITLIN ELIOPOULOS
79 FITCHBURG STREET
BAY SHORE, NY 11706
631-921-1284

DISTRICT 500 - SECTION 293 - BLOCK 1 - LOT 6

Sheet Title

DESIGN#4 PLANS

Drawing No.

A-7

OF 38 SHEETS

SECOND STORY ADDITION

79 FITCHBURG STREET, BAY SHORE, NY, 11706, 631-921-1284



FRONT DESIGN ELEVATION

SCALE: 1/4" = 1'-0"

Copyright of Architectural Drawings- These plans are protected by federal law and are subject to copyright protection as an "architectural work" under section 102 of the copyright act, 17 U.S.A. as amended December 1990 and known as Architectural Works Copyright Protection Act of 1990. These drawings are provided as an instrument for construction for the construction project at the address shown on the title block of the drawings and they may not be used for any project other than that listed at the address shown on the title block without the written consent and compensation of the architect. This protection includes but is not limited to the overall form as well as the arrangement and composition of spaces and elements of the designs. Under such protection, unauthorized use of these plans, work or home represented, can legally result in the cessation of construction or buildings being seized and/or monetary compensation to Edward Koenig.

SHEET INDEX

NO.	TITLE
A-1	DESIGN#1 PLANS
A-2	DESIGN#1 RENDERINGS
A-3	DESIGN #2 PLANS
A-4	DESIGN #2 RENDERINGS
A-5	DESIGN#3 PLANS
A-6	DESIGN#3 RENDERINGS
A-7	DESIGN#4 PLANS
A-8	DESIGN#4 RENDERINGS
A-9	DESIGN#5 - PLANS
A-10	DESIGN#5 - RENDERINGS
A-11	DESIGN#1 ELEVATIONS
A-12	INTERIOR ELEVATIONS - PERSPECTIVES - RENDERINGS
A-13	CODE SHEET
A-14	SPECIFICATIONS
A-15	DESIGN#2 ELEVATIONS
A-16	LEGENDS & PLUMBING RISER DIAGRAMS
A-17	THERMAL PLANS
A-18	DEMOLITION PLANS
A-19	DEMOLITION PLANS
A-20	DEMOLITION PLANS
A-21	FOUNDATION PLAN
A-22	FIRST FLOOR CONSTRUCTION PLAN
A-23	SECOND FLOOR CONSTRUCTION PLAN
A-24	ROOF PLAN
A-25	ELECTRICAL PLANS
A-26	ELECTRICAL PLANS
A-27	DESCRIPTION
A-28	ELEVATIONS
A-29	ELEVATIONS
A-30	SECTIONS
A-31	SECTIONS
A-32	SCHEDULES
A-33	DETAILS
A-34	DETAILS
A-35	DETAILS
A-36	DETAILS
A-37	AIR SEAL DETAILS
A-38	MATERIAL TAKE OFFS

	DATE
ISSUED FOR DESIGN APPROVAL	XXXXX

CAD File Name: ELIOPOULOS DESIGN 1.layout

Architect's Seal

EDWARD KOENIG ARCHITECT

www.EDWARDKOENIG.COM

Architecture Firm:

EDWARD KOENIG - ARCHITECT

415 LAKE AVENUE SOUTH
NESCONSET, NY 11767-1848
631-948-7030 (cell & text)
Website: www.EDWARDKOENIG.com
Email: EDKOENIG49@gmail.com

Project Title:

SECOND STORY ADDITION

JOSEPH & CAITLIN ELIOPOULOS
79 FITCHBURG STREET
BAY SHORE, NY 11706
631-921-1284

DISTRICT 500 - SECTION 293 - BLOCK 1 - LOT 6

Sheet Title

DESIGN#4 RENDERINGS

Drawing No.

A-8

OF 38 SHEETS

SECOND STORY ADDITION

79 FITCHBURG STREET, BAY SHORE, NY, 11706, 631-921-1284

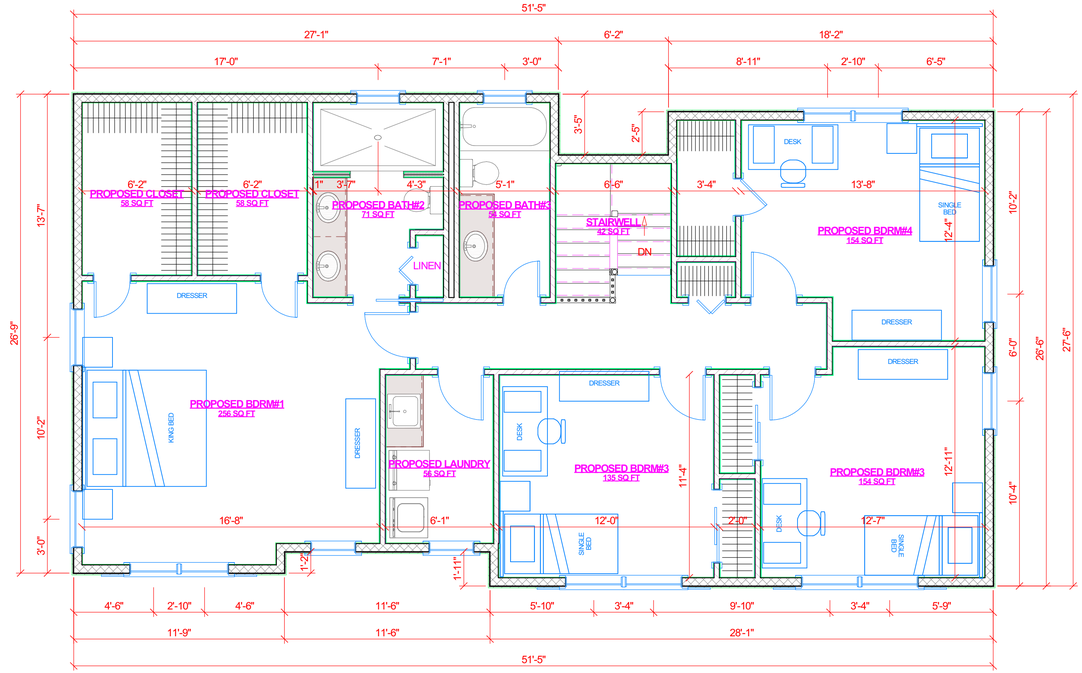

SECOND FLOOR DESIGN PLAN

SCALE: 1/4" = 1'-0"

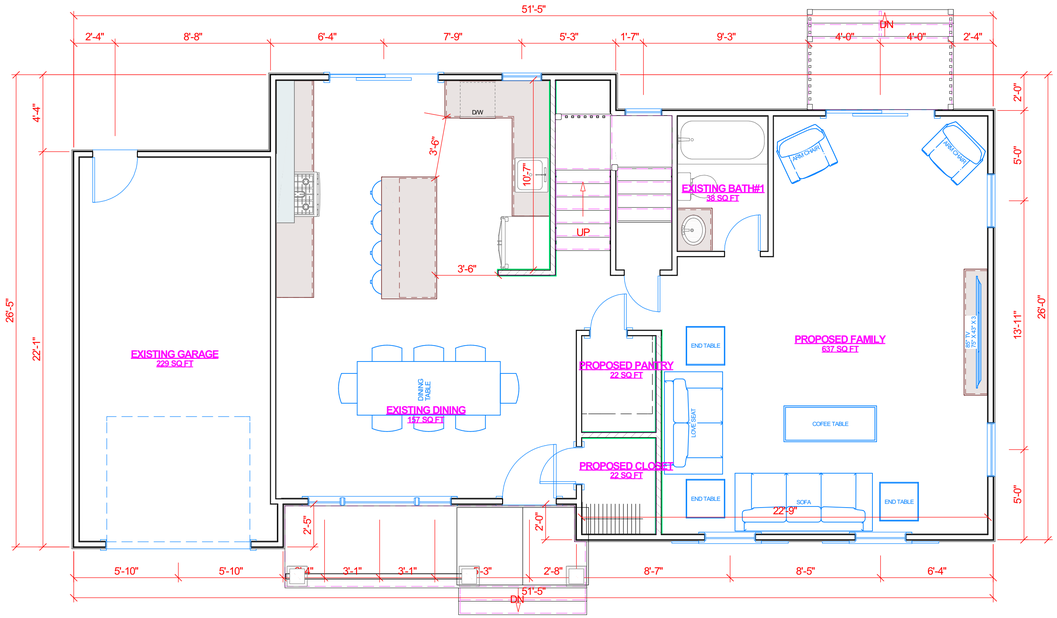

FIRST FLOOR DESIGN PLAN

SCALE: 1/4" = 1'-0"

Copyright of Architectural Drawings- These plans are protected by federal law and are subject to copyright protection as an "architectural work" under section 102 of the copyright act, 17 U.S.A. as amended December 1990 and known as Architectural Works Copyright Protection Act of 1990. These drawings are provided as an instrument for construction for the construction project at the address shown on the title block of the drawings and they may not be used for any project other than that listed at the address shown on the title block without the written consent and compensation of the architect. This protection includes but is not limited to the overall form as well as the arrangement and composition of spaces and elements of the designs. Under such protection, unauthorized use of these plans, work or home represented, can legally result in the cessation of construction or buildings being seized and/or monetary compensation to Edward Koenig.

SHEET INDEX

NO.	TITLE
A-1	DESIGN#1 PLANS
A-2	DESIGN#1 RENDERINGS
A-3	DESIGN #2 PLANS
A-4	DESIGN #2 RENDERINGS
A-5	DESIGN#3 PLANS
A-6	DESIGN#3 RENDERINGS
A-7	DESIGN#4 PLANS
A-8	DESIGN#4 RENDERINGS
A-9	DESIGN#5 - PLANS
A-10	DESIGN#5 - RENDERINGS
A-11	DESIGN#1 ELEVATIONS
A-12	INTERIOR ELEVATIONS - PERSPECTIVES - RENDERINGS
A-13	CODE SHEET
A-14	SPECIFICATIONS
A-15	DESIGN#2 ELEVATIONS
A-16	LEGENDS & PLUMBING RISER DIAGRAMS
A-17	THERMAL PLANS
A-18	DEMOLITION PLANS
A-19	DEMOLITION PLANS
A-20	DEMOLITION PLANS
A-21	FOUNDATION PLAN
A-22	FIRST FLOOR CONSTRUCTION PLAN
A-23	SECOND FLOOR CONSTRUCTION PLAN
A-24	ROOF PLAN
A-25	ELECTRICAL PLANS
A-26	ELECTRICAL PLANS
A-27	DESIGN#3 PLANS
A-28	ELEVATIONS
A-29	ELEVATIONS
A-30	SECTIONS
A-31	SECTIONS
A-32	SCHEDULES
A-33	DETAILS
A-34	DETAILS
A-35	DETAILS
A-36	DETAILS
A-37	AIR SEAL DETAILS
A-38	MATERIAL TAKE OFFS

NO.	DESCRIPTION	DATE
	ISSUED FOR DESIGN APPROVAL	XXXXX

CAD File Name: ELIOPOULOS DESIGN 1.layout

Architect's Seal

EDWARD KOENIG ARCHITECT

www.EDWARDKOENIG.COM

Architecture Firm:

EDWARD KOENIG - ARCHITECT

415 LAKE AVENUE SOUTH
NESCONSET, NY 11767-1848
631-948-7030 (cell & text)
Website: www.EDWARDKOENIG.com
Email: EDKOENIG49@gmail.com

Project Title:

SECOND STORY ADDITION

JOSEPH & CAITLIN ELIOPOULOS
79 FITCHBURG STREET
BAY SHORE, NY 11706
631-921-1284

DISTRICT 500 - SECTION 293 - BLOCK 1 - LOT 6

Sheet Title

DESIGN#5 - PLANS

Drawing No.

A-9

OF 38 SHEETS

SECOND STORY ADDITION

79 FITCHBURG STREET, BAY SHORE, NY, 11706, 631-921-1284



FRONT DESIGN ELEVATION

SCALE: 1/4" = 1'-0"

Copyright of Architectural Drawings- These plans are protected by federal law and are subject to copyright protection as an "architectural work" under section 102 of the copyright act, 17 U.S.A. as amended December 1990 and known as Architectural Works Copyright Protection Act of 1990. These drawings are provided as an instrument for construction for the construction project at the address shown on the title block of the drawings and they may not be used for any project other than that listed at the address shown on the title block without the written consent and compensation of the architect. This protection includes but is not limited to the overall form as well as the arrangement and composition of spaces and elements of the designs. Under such protection, unauthorized use of these plans, work or home represented, can legally result in the cessation of construction or buildings being seized and/or monetary compensation to Edward Koenig.

SHEET INDEX

NO.	TITLE
A-1	DESIGN#1 PLANS
A-2	DESIGN#1 RENDERINGS
A-3	DESIGN #2 PLANS
A-4	DESIGN #2 RENDERINGS
A-5	DESIGN#3 PLANS
A-6	DESIGN#3 RENDERINGS
A-7	DESIGN#4 PLANS
A-8	DESIGN#4 RENDERINGS
A-9	DESIGN#5 - PLANS
A-10	DESIGN#5 - RENDERINGS
A-11	DESIGN#1 ELEVATIONS
A-12	INTERIOR ELEVATIONS - PERSPECTIVES - RENDERINGS
A-13	CODE SHEET
A-14	SPECIFICATIONS
A-15	DESIGN#2 ELEVATIONS
A-16	LEGENDS & PLUMBING RISER DIAGRAMS
A-17	THERMAL PLANS
A-18	DEMOLITION PLANS
A-19	DEMOLITION PLANS
A-20	DEMOLITION PLANS
A-21	FOUNDATION PLAN
A-22	FIRST FLOOR CONSTRUCTION PLAN
A-23	SECOND FLOOR CONSTRUCTION PLAN
A-24	ROOF PLAN
A-25	ELECTRICAL PLANS
A-26	ELECTRICAL PLANS
A-27	DESCRIPTION
A-28	ELEVATIONS
A-29	ELEVATIONS
A-30	SECTIONS
A-31	SECTIONS
A-32	SCHEDULES
A-33	DETAILS
A-34	DETAILS
A-35	DETAILS
A-36	DETAILS
A-37	AIR SEAL DETAILS
A-38	MATERIAL TAKE OFFS

	DATE
ISSUED FOR DESIGN APPROVAL	XXXXX

CAD File Name: ELIOPOULOS DESIGN 1.layout

Architect's Seal

EDWARD KOENIG ARCHITECT

www.EDWARDKOENIG.COM

Architecture Firm:

EDWARD KOENIG - ARCHITECT

415 LAKE AVENUE SOUTH
NESCONSET, NY 11767-1848
631-948-7030 (cell & text)
Website: www.EDWARDKOENIG.com
Email: EDKOENIG49@gmail.com

Project Title:

SECOND STORY ADDITION

JOSEPH & CAITLIN ELIOPOULOS
79 FITCHBURG STREET
BAY SHORE, NY 11706
631-921-1284

DISTRICT 500 - SECTION 293 - BLOCK 1 - LOT 6

Sheet Title

DESIGN#5 - RENDERINGS

Drawing No.

A-10

OF 38 SHEETS